
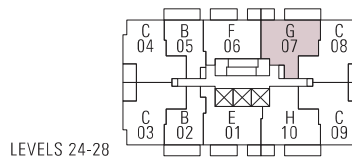


TOWER 2
PLAN G

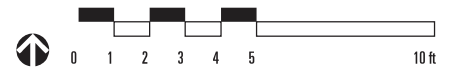
2 BEDROOM
 LIVING 742 SF
 EXTERIOR 160 SF



AT THE STATIONS
**KING
 GEORGE
 HUB**



LEVELS 24-28



The developer reserves the right to make changes and modifications to the information contained herein without prior notice. Dimensions, sizes, areas, specifications, layouts and materials are approximate only and subject to change without notice. E.&O.E.